

## Ticket to Write v. 0.3

Ticket to write is a Roll-And-Write game inspired to the venerable Ticket To Ride, by Alan R. Moon. It aims at transposing the main game mechanics to Roll-And-Write, so that it can be more easily played around with minimal equipment (pencils, paper, 7 dice).

### Setup

Setting the game up is easy:

- Get one board sheet. The available one is inspired to the Ticket To Ride London version, you can get either the basic or the one with the additional points in the stations.
- Get one tickets sheet.
- Get 7 dice.
- Give each player a Player Tracker sheet and a pen/pencil.
- Decide a symbol for each player (e.g. a letter, or a color if you have colored pencils).
- Draw two tickets for each player (see below), they keep either one or both.
- Draw two random coaches for each player (see below).
- Prepare the Exposed coaches (see below).

Ticket to Write

7 Baker Street Big Ben	5 King's Cross Tristram Square	6 The Charterhouse Piccadilly Circus
7 King's Cross Big Ben	6 King's Cross Tristram Square	7 Brick Lane Elephant & Castle
5 Saint Paul Big Ben	11 Buckingham Palace Park Lane	7 Brick Lane Elephant & Castle
6 Covent Garden Tower of London	7 Tower of London Big Ben	11 Buckingham Palace Tower of London
9 Baker Street Saint Paul	6 Baker Street Buckingham Palace	11 Hyde Park Tower of London
8 Regent's Park Big Ben	4 British Museum Buckingham Palace	5 Waterloo Hyde Park
8 King's Cross Waterloo	8 Brick Lane Tristram Square	6 Regent's Park Tristram Square
12 Regent's Park Tower of London	10 Regent's Park Baker Street	6 British Museum Baker Street
8 King's Cross Buckingham Palace	11 Baker Street Elephant & Castle	12 Baker Street Brick Lane
8 British Museum Elephant & Castle	5 The Charterhouse Elephant & Castle	5 Tower of London Waterloo
7 Saint Paul Buckingham Palace	9 The Charterhouse Hyde Park	9 King's Cross Elephant & Castle
8 Piccadilly Circus Tower of London	6 Piccadilly Circus Elephant & Castle	6 The Charterhouse Tristram Square

### Drawing Tickets

To draw a ticket, roll one die, *then* roll a second die:

- the first die tells you the group inside the Tickets sheet
- the second one tells you the ticket inside the group

In the example on the left, the first roll is a 3 and the second is a 6, leading to the ticket pointed by the arrow from the 6.

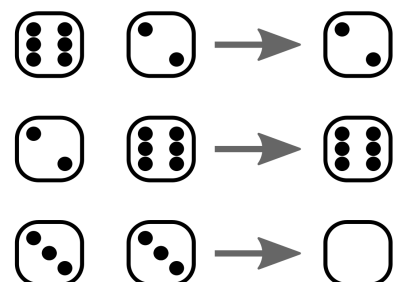
If the ticket is already assigned, move to the next until you find a free one. If you get to the end of the group, move on to the next group. If at the last group, restart from the first group.

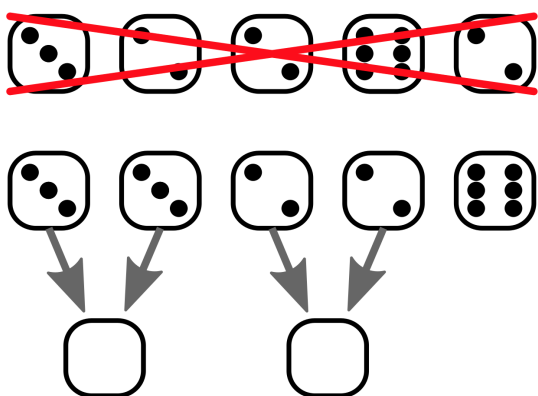
### Drawing a Random Coach

To draw a random coach, roll one die, *then* roll a second die.

If the two dice are different, you get the coach corresponding to the second die. *Order matters!*

If the two dice show the same value, you get a jolly coach, i.e. the one without pips.





## ***The Exposed Coaches***

Exposed coaches take the role of the coaches that are openly available to a player in their turn.

These are always 5 dice that are available for any player. Start by rolling all of them; re-roll all of them any time there are three dice showing the same value (see example on top).

Every die can be taken at face value. Every pair of same-valued dice form a jolly coach too.

## ***Drawing an Exposed Coach***

Drawing a coach from the exposed coach means either of the following:

- choosing a pair of same-valued dice. In this case, a jolly coach is taken and both dice are re-rolled.
- Choosing a single die. In this case, the coach with the corresponding value is taken, and the die is re-rolled.

After the re-rolling, if there are three or more dice with the same value, re-roll all of them until you comply with the rules for the exposed dice.

## ***The Player Tracking Sheet***

Each player has an individual sheet for tracking the status.

On the top there are 17 circles to track how many coaches have been placed on the main game board. Place a mark on one of them each time you place a coach.

The middle section has areas for each kind of coach, with the jolly on the top. Every time you get a coach of one type, draw a circle around one of the dots. Every time you use it, cross the circle. You can only use non-crossed circles, of course.

The bottom section allows you to write down your tickets.

### **Ticket to Write**

○ ○ ○ ○ ○ ○ ○ ○ ○ ○ ○ ○ ○ ○ ○ ○ ○ ○ ○

	.	.	.	.	.	.	.	.	.	.	.	.	.	.	.	.	.	.	.	.	.	.
	.	.	.	.	.	.	.	.	.	.	.	.	.	.	.	.	.	.	.	.	.	.
	.	.	.	.	.	.	.	.	.	.	.	.	.	.	.	.	.	.	.	.	.	.
	.	.	.	.	.	.	.	.	.	.	.	.	.	.	.	.	.	.	.	.	.	.
	.	.	.	.	.	.	.	.	.	.	.	.	.	.	.	.	.	.	.	.	.	.
	.	.	.	.	.	.	.	.	.	.	.	.	.	.	.	.	.	.	.	.	.	.
	.	.	.	.	.	.	.	.	.	.	.	.	.	.	.	.	.	.	.	.	.	.

From: \_\_\_\_\_  
To: \_\_\_\_\_

From: \_\_\_\_\_  
To: \_\_\_\_\_

From: \_\_\_\_\_  
To: \_\_\_\_\_

From: \_\_\_\_\_  
To: \_\_\_\_\_

## ***Claiming Routes***

To claim a route, you must have enough dice of the right type. Routes with “empty pips” faces can be filled with any type, as long as they are all equal. Mark a claimed route with the symbol you choose as a player, e.g. your initials or anything else. Remember to also mark used coaches on the Player Tracking sheet!

10

15

20

25

5

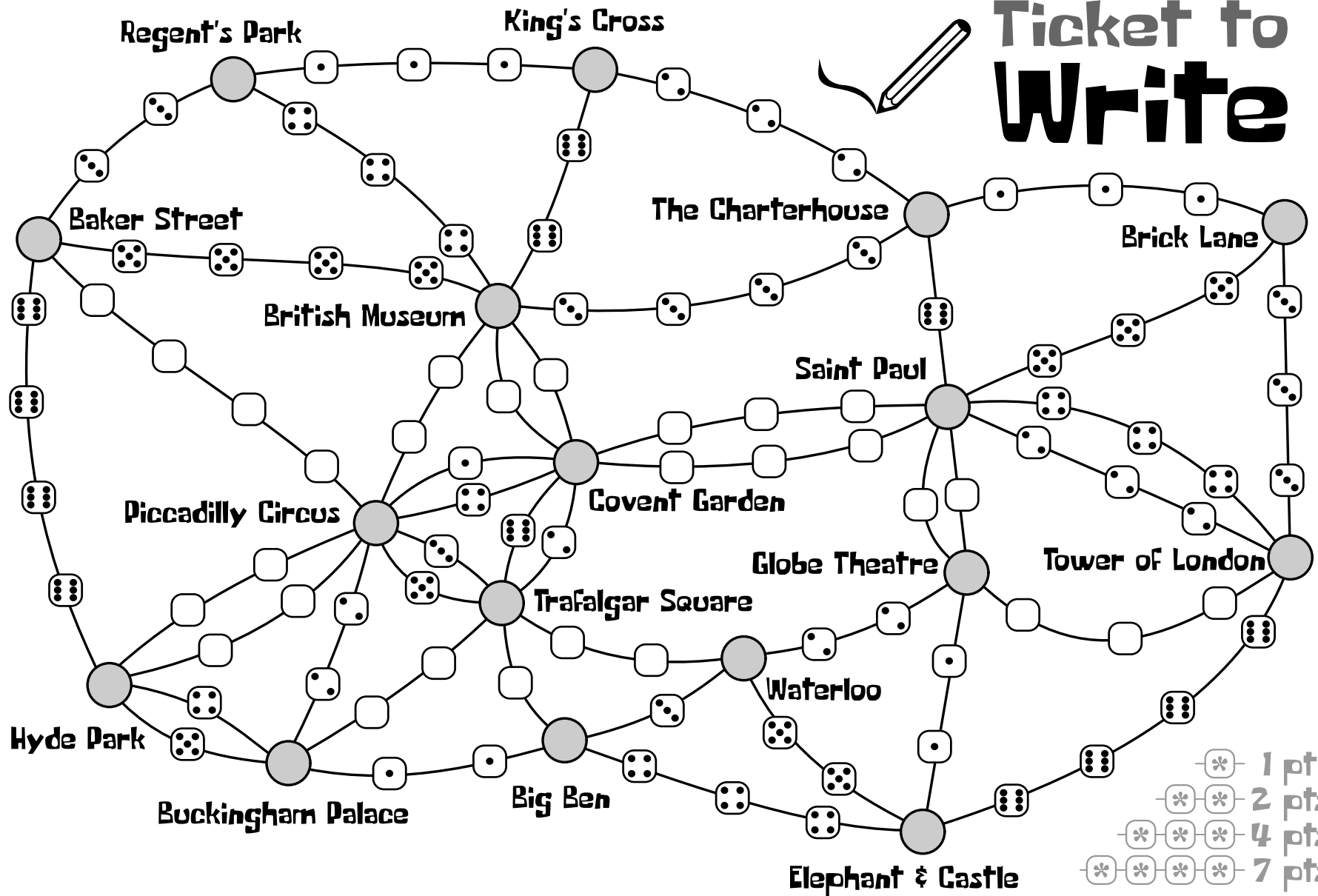
30

50

45

40

35



# Ticket to Write

<div>1</div> <div>Baker Street Big Ben</div>	<div>1</div> <div>King's Cross Trafalgar Square</div>	<div>1</div> <div>The Charterhouse Piccadilly Circus</div>
<div>2</div> <div>King's Cross Big Ben</div>	<div>2</div> <div>King's Cross Globe Theatre</div>	<div>2</div> <div>Brick Lane Elephant &amp; Castle</div>

<div>3</div> <div>Saint Paul Big Ben</div>	<div>3</div> <div>Buckingham Palace Brick Lane</div>	<div>3</div> <div>Brick Lane Covent Garden</div>
<div>4</div> <div>Covent Garden Tower of London</div>	<div>4</div> <div>Tower of London Big Ben</div>	<div>4</div> <div>Buckingham Palace Tower of London</div>

<div>5</div> <div>Baker Street Saint Paul</div>	<div>5</div> <div>Globe Theatre Buckingham Palace</div>	<div>5</div> <div>Hyde Park Tower of London</div>
<div>6</div> <div>Regent's Park Big Ben</div>	<div>6</div> <div>British Museum Buckingham Palace</div>	<div>6</div> <div>Waterloo Hyde Park</div>

<div>7</div> <div>King's Cross Waterloo</div>	<div>7</div> <div>Brick Lane Trafalgar Square</div>	<div>7</div> <div>Regent's Park Trafalgar Square</div>
<div>8</div> <div>Regent's Park Tower of London</div>	<div>8</div> <div>Regent's Park Globe Theatre</div>	<div>8</div> <div>British Museum Globe Theatre</div>

<div>9</div> <div>King's Cross Buckingham Palace</div>	<div>9</div> <div>Baker Street Elephant &amp; Castle</div>	<div>9</div> <div>Baker Street Brick Lane</div>
<div>10</div> <div>British Museum Elephant &amp; Castle</div>	<div>10</div> <div>The Charterhouse Elephant &amp; Castle</div>	<div>10</div> <div>Tower of London Waterloo</div>

<div>11</div> <div>Saint Paul Buckingham Palace</div>	<div>11</div> <div>The Charterhouse Hyde Park</div>	<div>11</div> <div>King's Cross Elephant &amp; Castle</div>
<div>12</div> <div>Piccadilly Circus Tower of London</div>	<div>12</div> <div>Piccadilly Circus Elephant &amp; Castle</div>	<div>12</div> <div>The Charterhouse Trafalgar Square</div>

## Ticket to Write



○	○	○	○	○	○	○	○
○	○	○	○	○	○	○	○


**From:** \_\_\_\_\_  
**To:** \_\_\_\_\_

**From:** \_\_\_\_\_  
**To:** \_\_\_\_\_

**From:** \_\_\_\_\_  
**To:** \_\_\_\_\_

**From:** \_\_\_\_\_  
**To:** \_\_\_\_\_

## Ticket to Write

[illegible]

**From:** \_\_\_\_\_  
**To:** \_\_\_\_\_

**From:** \_\_\_\_\_  
**To:** \_\_\_\_\_

**From:** \_\_\_\_\_  
**To:** \_\_\_\_\_

**From:** \_\_\_\_\_  
**To:** \_\_\_\_\_

## Ticket to Write



**From:** \_\_\_\_\_  
**To:** \_\_\_\_\_

**From:** \_\_\_\_\_  
**To:** \_\_\_\_\_

**From:** \_\_\_\_\_  
**To:** \_\_\_\_\_

**From:** \_\_\_\_\_  
**To:** \_\_\_\_\_

## Ticket to Write

[illegible]

**From:** \_\_\_\_\_  
**To:** \_\_\_\_\_

**From:** \_\_\_\_\_  
**To:** \_\_\_\_\_

**From:** \_\_\_\_\_  
**To:** \_\_\_\_\_

**From:** \_\_\_\_\_  
**To:** \_\_\_\_\_

10

15

20

25

5

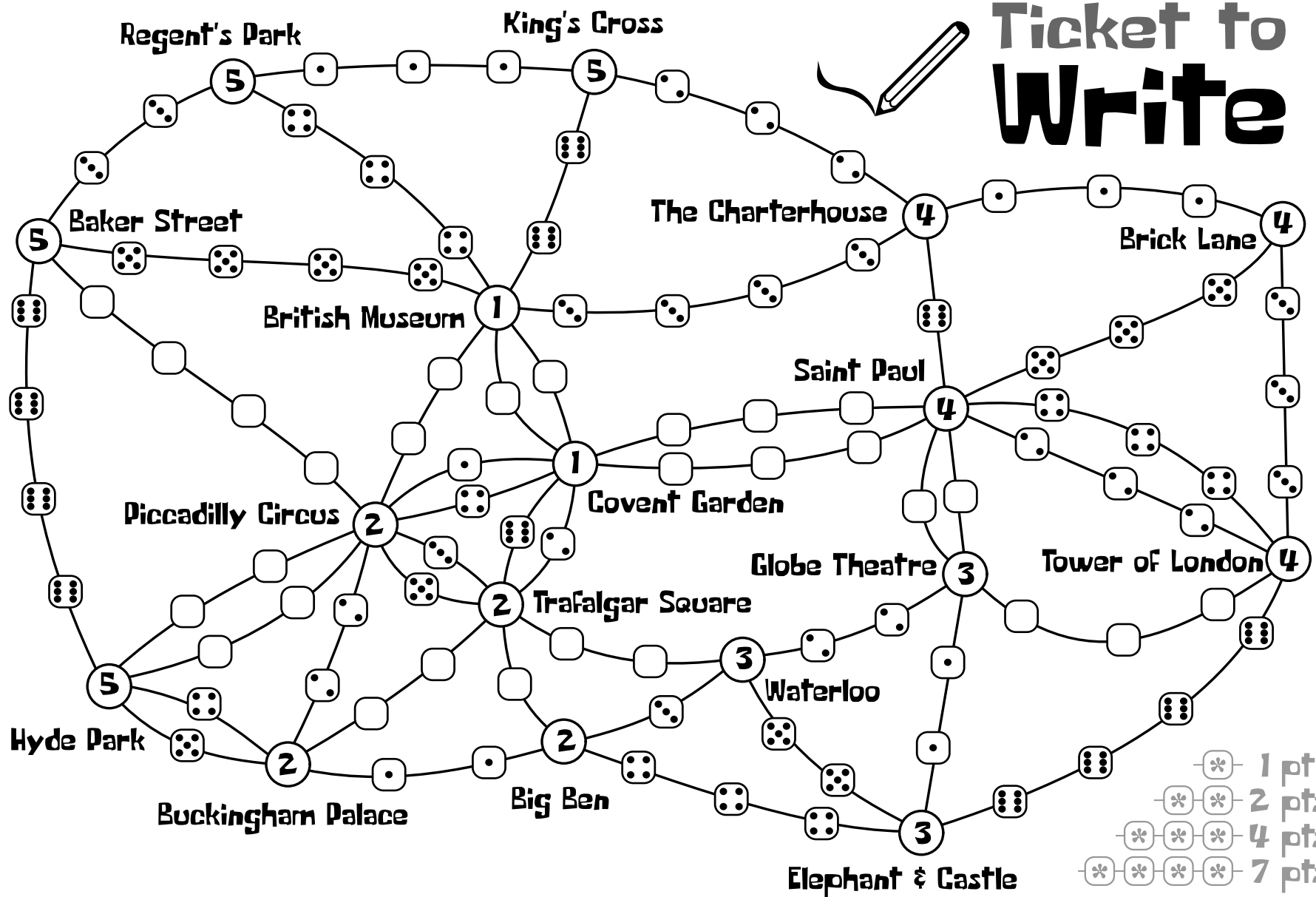
30

50

45

40

35



# Ticket to Write

<div>1</div> <div>Baker Street Big Ben</div>	<div>1</div> <div>King's Cross Trafalgar Square</div>	<div>1</div> <div>The Charterhouse Piccadilly Circus</div>
<div>2</div> <div>King's Cross Big Ben</div>	<div>2</div> <div>King's Cross Globe Theatre</div>	<div>2</div> <div>Brick Lane Elephant &amp; Castle</div>

<div>3</div> <div>Saint Paul Big Ben</div>	<div>3</div> <div>Buckingham Palace Brick Lane</div>	<div>3</div> <div>Brick Lane Covent Garden</div>
<div>4</div> <div>Covent Garden Tower of London</div>	<div>4</div> <div>Tower of London Big Ben</div>	<div>4</div> <div>Buckingham Palace Tower of London</div>

<div>5</div> <div>Baker Street Saint Paul</div>	<div>5</div> <div>Globe Theatre Buckingham Palace</div>	<div>5</div> <div>Hyde Park Tower of London</div>
<div>6</div> <div>Regent's Park Big Ben</div>	<div>6</div> <div>British Museum Buckingham Palace</div>	<div>6</div> <div>Waterloo Hyde Park</div>

<div>7</div> <div>King's Cross Waterloo</div>	<div>7</div> <div>Brick Lane Trafalgar Square</div>	<div>7</div> <div>Regent's Park Trafalgar Square</div>
<div>8</div> <div>Regent's Park Tower of London</div>	<div>8</div> <div>Regent's Park Globe Theatre</div>	<div>8</div> <div>British Museum Globe Theatre</div>

<div>9</div> <div>King's Cross Buckingham Palace</div>	<div>9</div> <div>Baker Street Elephant &amp; Castle</div>	<div>9</div> <div>Baker Street Brick Lane</div>
<div>10</div> <div>British Museum Elephant &amp; Castle</div>	<div>10</div> <div>The Charterhouse Elephant &amp; Castle</div>	<div>10</div> <div>Tower of London Waterloo</div>

<div>11</div> <div>Saint Paul Buckingham Palace</div>	<div>11</div> <div>The Charterhouse Hyde Park</div>	<div>11</div> <div>King's Cross Elephant &amp; Castle</div>
<div>12</div> <div>Piccadilly Circus Tower of London</div>	<div>12</div> <div>Piccadilly Circus Elephant &amp; Castle</div>	<div>12</div> <div>The Charterhouse Trafalgar Square</div>